



Inflation Expectations Survey

Survey Period



November 2023

Way of collection



Questionnaire

Response rate



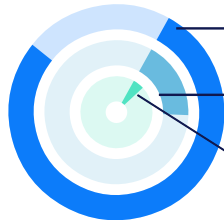
80%

Sample



50 Stakeholders

Headline inflation for the month of October 2023 was 8.4 per cent. Do you perceive this rate to be.....?



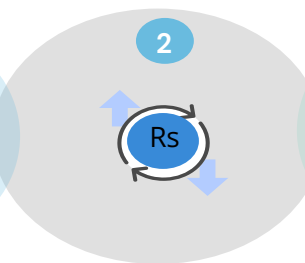
- 1 77.5% of respondents considered this rate to be high
- 2 17.5% of respondents considered this rate to be appropriate
- 3 5.0% of respondents considered this rate to be low

Which of the following factors account for the current inflation pattern?


(Ranking in order of importance starting with 1 for most important)



External Factors



Change in rupee exchange rate

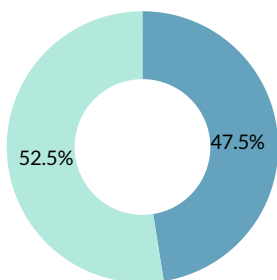


Change in aggregate demand

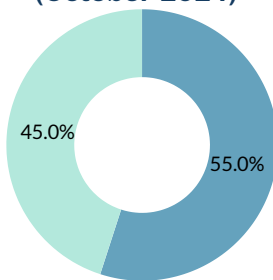
Expectation of headline inflation

(% of respondents)

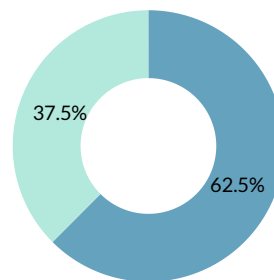
June 2024



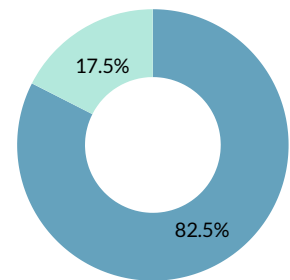
A year ahead (October 2024)



December 2024



5-year ahead



7% and below

Above 7%

Inflation Expectations (Mean)

June 2024

7.3 %

A year ahead (October 2024)

6.9 %

December 2024

6.5 %

5-year ahead

5.5 %