



Inflation Expectations Survey

Survey Period



November 2022

Way of collection



Questionnaire

Response rate



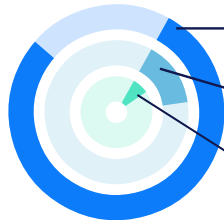
82%

Sample



50 Stakeholders

Headline inflation for the month of October 2022 was 9.9 per cent. Do you perceive this rate to be.....?



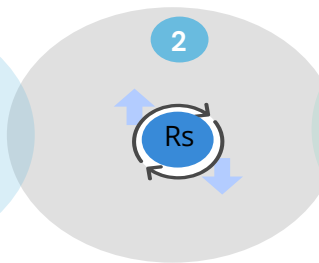
- 1 78.1% of respondents considered this rate to be high
- 2 14.6 % of respondents considered this rate to be low
- 3 7.3 % of respondents considered this rate to be appropriate

Which of the following factors account for the current inflation pattern?


(Ranking in order of importance starting with 1 for most important)



External Factors



Change in rupee exchange rate

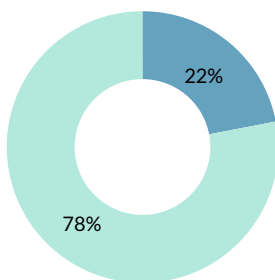


Change in aggregate demand

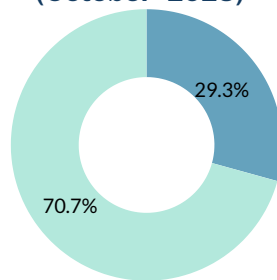
Expectation of headline inflation

(% of respondents)

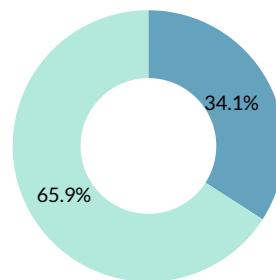
June 2023



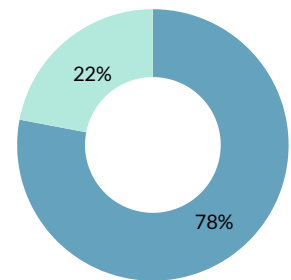
A year ahead (October 2023)



December 2023



5 year ahead



7% and below

Above 7%

Inflation Expectations (Mean)

June 2023

9.0 %

A year ahead (October 2023)

8.8 %

December 2023

8.4 %

5-year ahead

5.9 %