



Inflation Expectations Survey

Survey Period



March 2026

Way of collection



Questionnaire

Response rate



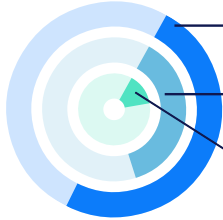
57%

Sample



200 Stakeholders

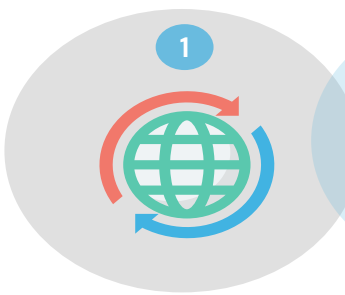
Headline inflation as at end February 2026 was 4.1 per cent. Do you perceive this rate to be.....?



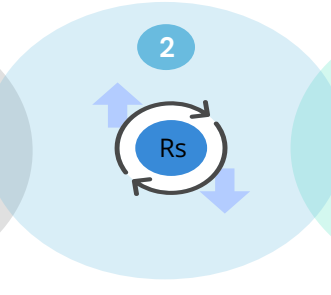
- 1 49.1 % of respondents considered this rate to be high
- 2 36.9 % of respondents considered this rate to be appropriate
- 3 14.0 % of respondents considered this rate to be low

Which of the following factors account for the current inflation pattern?

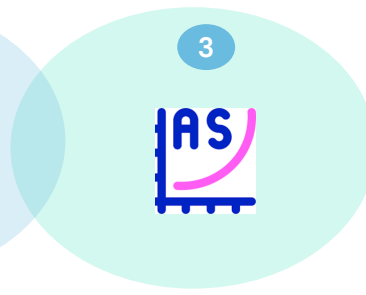
(Ranking in order of importance starting with 1 for most important)



External factors



Change in rupee exchange rate

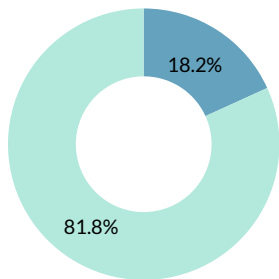


Domestic supply shocks

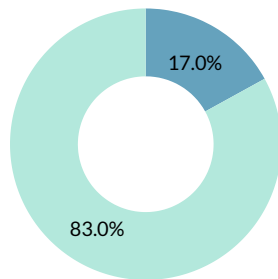
Expectation of headline inflation

(% of respondents)

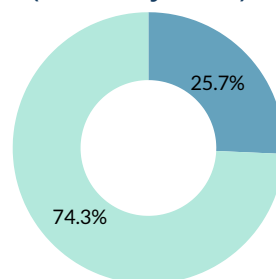
June 2026



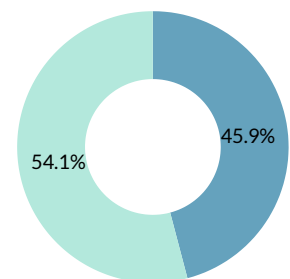
December 2026



A year ahead (February 2027)



5-year ahead



4% and below

Above 4%

Inflation Expectations (Mean)

June 2026



December 2026



A year ahead (February 2027)



5-year ahead

