



# Inflation Expectations Survey

## Survey Period



March 2025

## Way of collection



Questionnaire

## Response rate



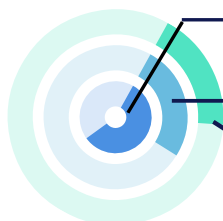
64%

## Sample



200 Stakeholders

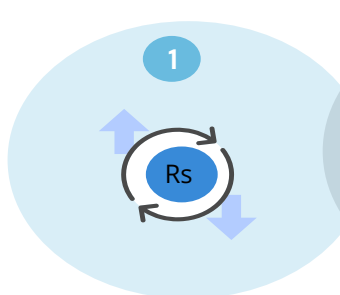
Headline inflation for the month of February 2025 was 2.8 per cent. Do you perceive this rate to be.....?



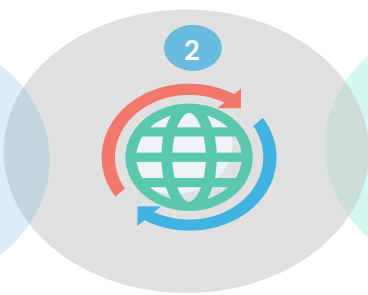
- 1 18.0% of respondents considered this rate to be high
- 2 25.7 % of respondents considered this rate to be low
- 3 56.3 % of respondents considered this rate to be appropriate

Which of the following factors account for the current inflation pattern?

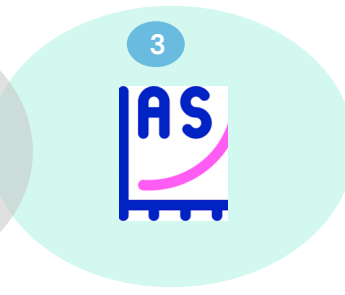
(Ranking in order of importance starting with 1 for most important)



Change in rupee exchange rate



External factors

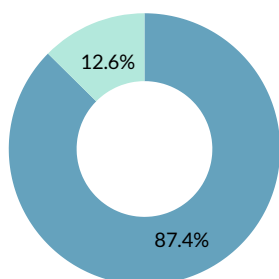


Change in domestic supply shocks

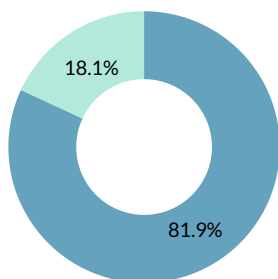
Expectation of headline inflation

(% of respondents)

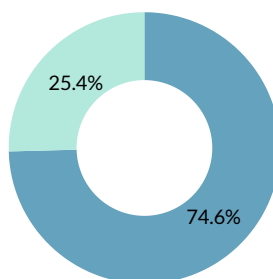
June 2025



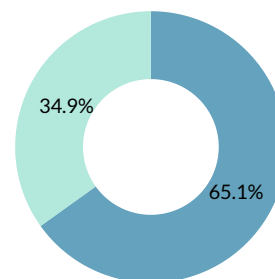
December 2025



A year ahead  
(February 2026)



5-year ahead



4% and below

Above 4%

Inflation Expectations (Mean)

June 2025

3.4%

December 2025

3.7%

A year ahead (February 2026)

3.7%

5-year ahead

4.0%