



Inflation Expectations Survey

Survey Period



June 2025

Way of collection



Questionnaire

Response rate



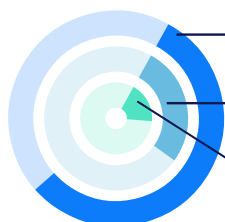
62%

Sample



200 Stakeholders

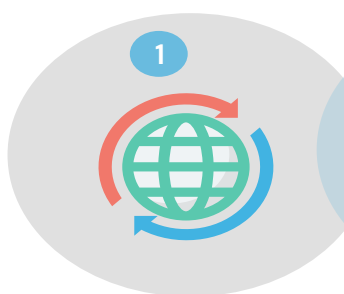
Headline inflation for the month of May 2025 was 2.7 per cent. Do you perceive this rate to be.....?



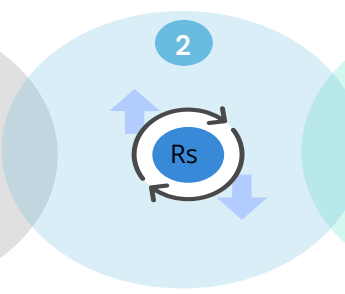
- 1 55.3 % of respondents considered this rate to be appropriate
- 2 26.8 % of respondents considered this rate to be low
- 3 17.9 % of respondents considered this rate to be high

Which of the following factors account for the current inflation pattern?

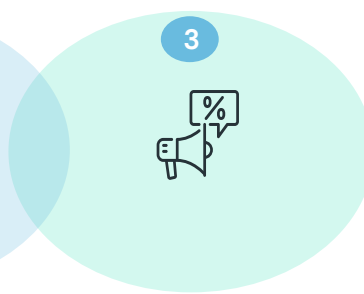
(Ranking in order of importance starting with 1 for most important)



External factors



Change in rupee
exchange rate

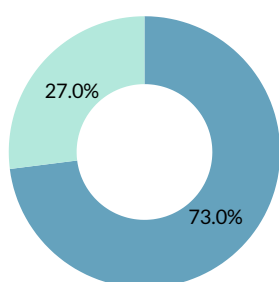


Change in interest
rates

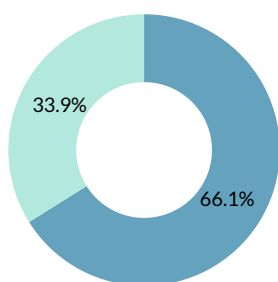
Expectation of headline inflation

(% of respondents)

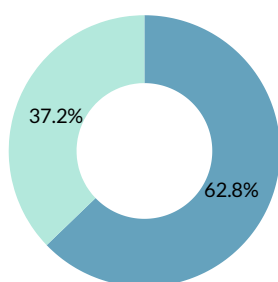
December 2025



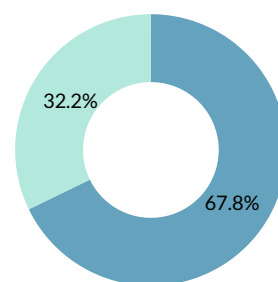
A year ahead
(May 2026)



June 2026



5-year ahead



4% and below

Above 4%

Inflation Expectations (Mean)

December 2025

3.9%

A year ahead (May 2026)

4.1%

June 2026

4.2%

5-year ahead

4.2%