



Inflation Expectations Survey

Survey Period



February 2024

Way of collection



Questionnaire

Response rate



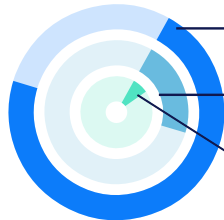
84%

Sample



50 Stakeholders

Headline inflation for the month of January 2024 was 6.5 per cent. Do you perceive this rate to be.....?



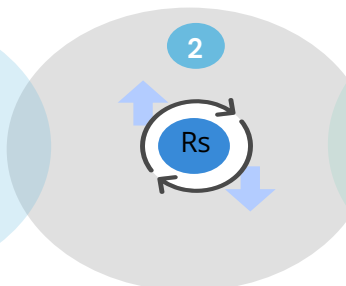
- 1 71.4% of respondents considered this rate to be high
- 2 21.4% of respondents considered this rate to be appropriate
- 3 7.2% of respondents considered this rate to be low

Which of the following factors account for the current inflation pattern?

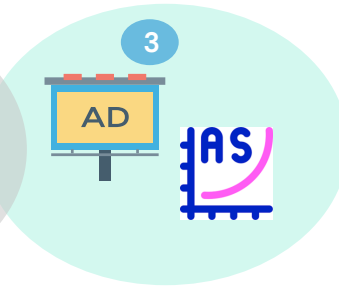
(Ranking in order of importance starting with 1 for most important)



External Factors



Change in rupee exchange rate

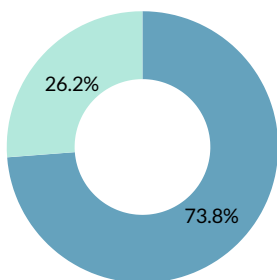


Change in aggregate demand and domestic supply shocks

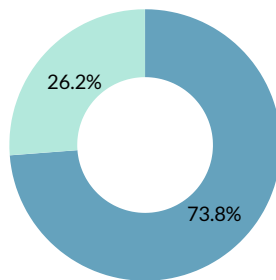
Expectation of headline inflation

(% of respondents)

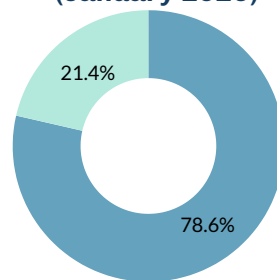
June 2024



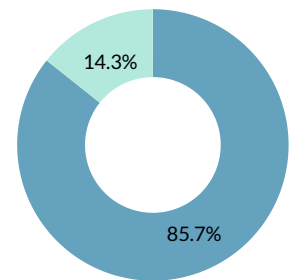
December 2024



A year ahead (January 2025)



5-year ahead



7% and below

Above 7%

Inflation Expectations (Mean)

June 2024

6.5%

December 2024

6.4%

A year ahead (January 2025)

6.1%

5-year ahead

5.4%