



# Inflation Expectations Survey

## Survey Period



February 2023

## Way of collection



Questionnaire

## Response rate



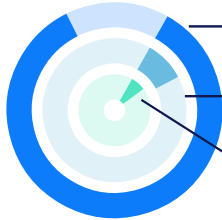
86%

## Sample



50 Stakeholders

Headline inflation for the month of January 2023 was 11.1 per cent. Do you perceive this rate to be.....?



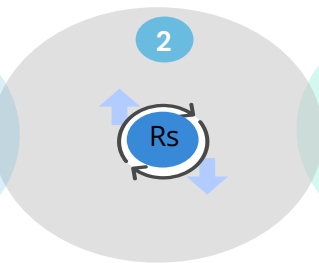
- 1 86.0 % of respondents considered this rate to be high
- 2 9.3 % of respondents considered this rate to be appropriate
- 3 4.7 % of respondents considered this rate to be low

## Which of the following factors account for the current inflation pattern?


(Ranking in order of importance starting with 1 for most important)



External Factors



Change in rupee exchange rate

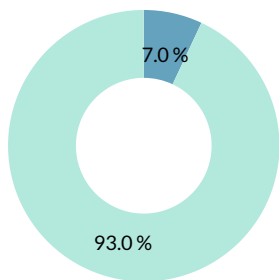


Change in aggregate demand

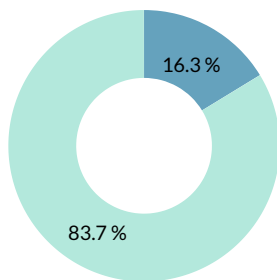
## Expectation of headline inflation

(% of respondents)

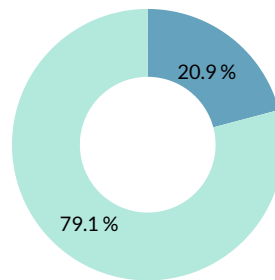
June 2023



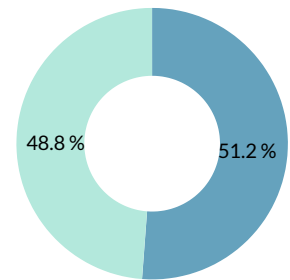
December 2023



A year ahead (January 2024)



5 year ahead



7% and below

Above 7%

## Inflation Expectations (Mean)

June 2023

10.9 %

December 2023

10.2 %

A year ahead (January 2024)

9.7 %

5-year ahead

6.8 %