



Inflation Expectations Survey

Survey Period



August 2023

Way of collection



Questionnaire

Response rate



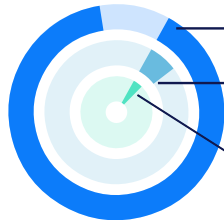
92%

Sample



50 Stakeholders

Headline inflation for the month of July 2023 was 10.0 per cent. Do you perceive this rate to be.....?



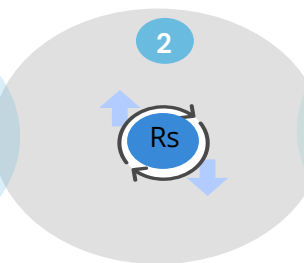
- 1 89.1% of respondents considered this rate to be high
- 2 6.5 % of respondents considered this rate to be appropriate
- 3 4.4 % of respondents considered this rate to be low

Which of the following factors account for the current inflation pattern?

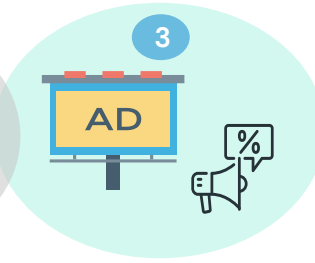
(Ranking in order of importance starting with 1 for most important)



External Factors



Change in rupee exchange rate

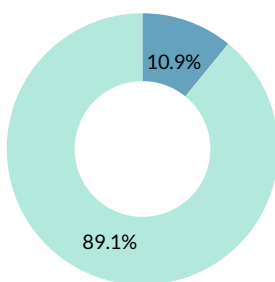


Change in aggregate demand

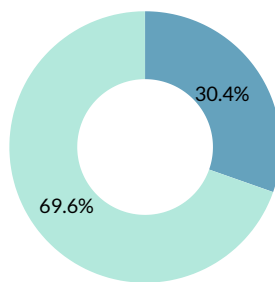
Expectation of headline inflation

(% of respondents)

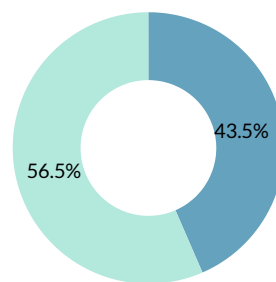
December 2023



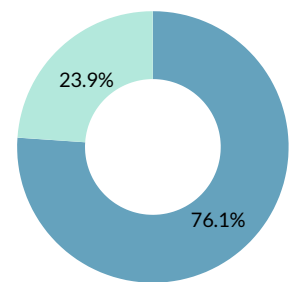
June 2024



A year ahead (July 2024)



5 year ahead



7% and below

Above 7%

Inflation Expectations (Mean)

