



Inflation Expectations Survey

Survey Period



August 2022

Way of collection



Questionnaire

Response rate



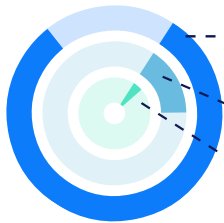
90%

Sample



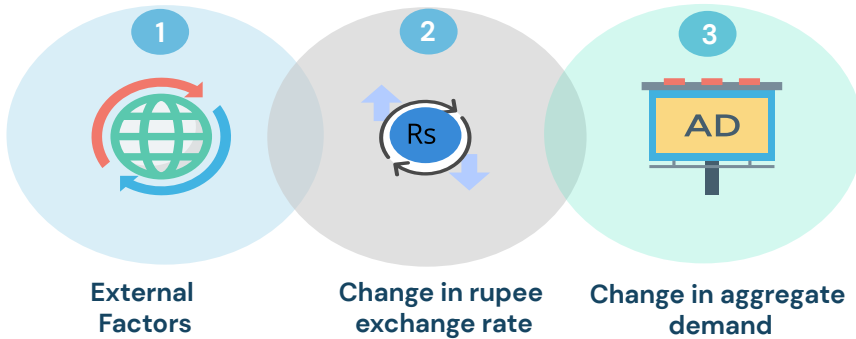
50 Stakeholders

Headline inflation for the month of July 2022 was 8.4 per cent. Do you perceive this rate to be.....?



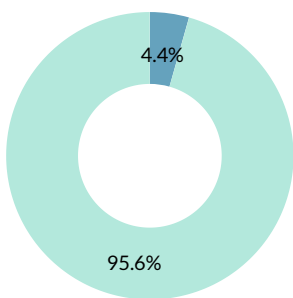
- 1 80.0 % of respondents considered this rate to be high
- 2 15.6 % of respondents considered this rate to be low
- 3 4.4 % of respondents considered this rate to be appropriate

Which of the following factors account for the current inflation pattern?
(Ranking in order of importance starting with 1 for most important)

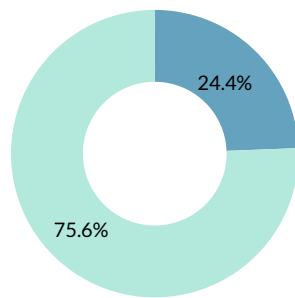


Expectation of headline inflation
(% of respondents)

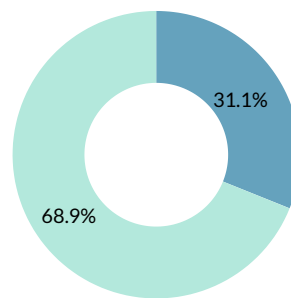
December 2022



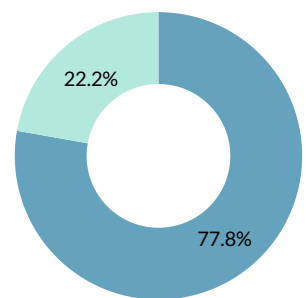
June 2023



A year ahead
(July 2023)



5 year ahead



7% and below	Above 7%
--------------	----------

Inflation Expectations (Mean)

December 2022

9.3 %

June 2023

8.8 %

A year ahead (July 2023)

8.6 %

5-year ahead

5.9 %